


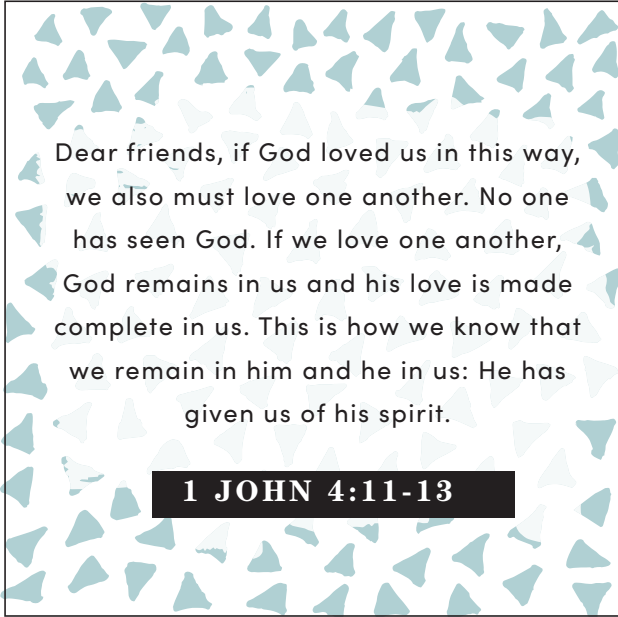
And let us watch out for one another to provoke love and good works, not neglecting to gather together, as some are in the habit of doing, but encouraging each other, and all the more as you see the day approaching.

**HEBREWS 10:24-25**



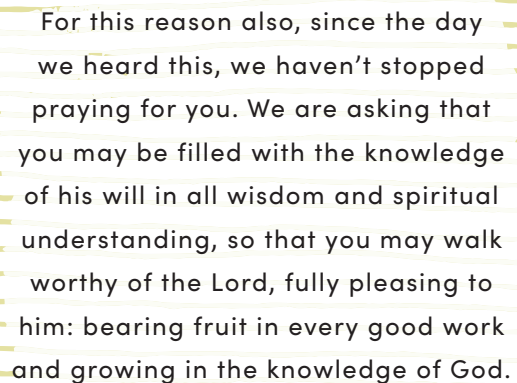
Every day in the temple and in various homes, they continued teaching and proclaiming the good news that Jesus is the Messiah.

**ACTS 5:42**



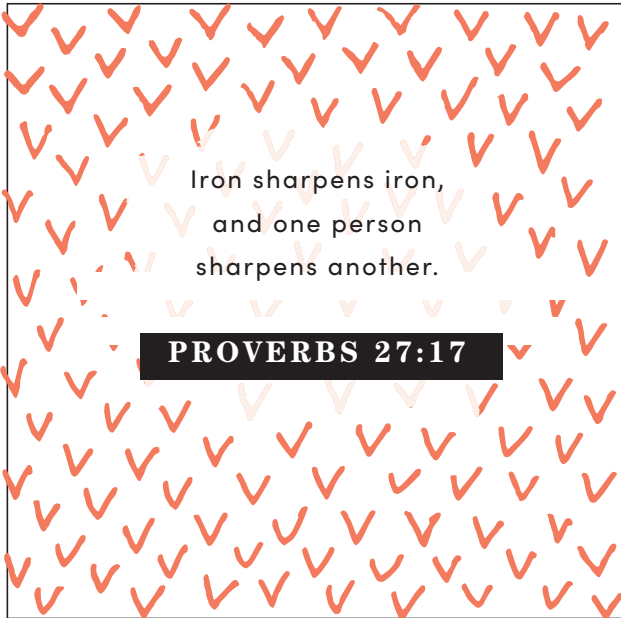
Dear friends, if God loved us in this way, we also must love one another. No one has seen God. If we love one another, God remains in us and his love is made complete in us. This is how we know that we remain in him and he in us: He has given us of his spirit.

**1 JOHN 4:11-13**



For this reason also, since the day we heard this, we haven't stopped praying for you. We are asking that you may be filled with the knowledge of his will in all wisdom and spiritual understanding, so that you may walk worthy of the Lord, fully pleasing to him: bearing fruit in every good work and growing in the knowledge of God.

**COLOSSIANS 1:9-10**



Iron sharpens iron,  
and one person  
sharpens another.

**PROVERBS 27:17**



Hello, My Name Is:



Hello, My Name Is:



Hello, My Name Is:



Hello, My Name Is:



Hello, My Name Is:



Hello, My Name Is:



Hello, My Name Is:



Hello, My Name Is:

# No-cook Recipes

## MASCARPONE-STUFFED MEDJOOOL DATES

### INGREDIENTS

1 lb. medjool dates with pits  
8 oz. mascarpone cheese, room temperature  
1 tsp. vanilla extract  
¼ tsp. cinnamon  
Chopped nuts of choice (walnuts, pecans, etc.)—optional

### DIRECTIONS

Mix together mascarpone cheese, vanilla, and cinnamon in a bowl and set aside. Remove pits from dates. Stuff each date with a healthy spoonful of the mascarpone mixture and sprinkle nuts on top.

## CAPRESE SALAD SKEWERS

### INGREDIENTS

1 pkg. cherry tomatoes  
10 oz. mozzarella cheese, cubed  
1 handful fresh basil leaves  
2 tbsp. olive oil  
2 tbsp. balsamic vinegar  
Salt and pepper to taste  
Toothpicks

### DIRECTIONS

Layer cheese cubes, tomatoes, and basil on toothpicks. Sprinkle with oil, vinegar, salt, and pepper.

## NO-BAKE TACO DIP

### INGREDIENTS

1 pkg. (16 oz.) sour cream  
2 pkg. (8 oz. each) cream cheese, room temperature  
1 jar salsa  
1 pkg. taco seasoning  
1 c. shredded cheddar cheese  
½ c. black olives  
Shredded lettuce  
Tomatoes, chopped

### DIRECTIONS

Mix together cream cheese, sour cream, and taco seasoning, and spread onto a sheet pan. Pour salsa over the cheese mixture, and sprinkle on the cheese, olives, lettuce, and tomatoes. Pair with a bag of tortilla chips.

## EASIEST CHOCOLATE-STUFFED RASPBERRIES

### INGREDIENTS

Fresh raspberries  
Chocolate chips

### DIRECTIONS

Push chocolate chips into the center of each raspberry, and serve.

### OTHER EASY IDEAS

(because no one will judge you and everyone will love it!):

- + Cheese plate with crackers
- + Fresh fruit plate

- + Nutella with pretzels
- + Pizza delivered to your doorstep

## Conversation Starters

- + What are you praying for right now?
- + Are there any laws of social etiquette you simply don't get?
- + If you went back to school, what would you study?
- + Would you rather have free time, recognition, or money?
- + What makes you the happiest?
- + What's your dream vacation?
- + What do you wish was as healthy as broccoli?
- + What's your favorite piece of clothing?
- + How have you seen God at work lately?
- + Would you want to be famous?
- + Was there a teacher who changed your life?
- + What are you surprisingly good at?
- + What's something you can't stand that others love?

## 12 Signs You're a Fantastic Bible Study Facilitator

You might not be the type of person who thinks about gathering extra pens for the Bible study group you're leading. Maybe the group email/phone list is written on a napkin. You might even make it through the entire study without once presenting a tray of brownies.

**And here's the beauty of it all: God will use you anyway.**

Your effectiveness as a Bible study leader has far less to do with experience, personality, and delicious desserts than willingness, authenticity, and a teachable spirit. There are some steps you can take, though, to provide an environment conducive to great discussion and growth. Here are 12 signs you're taking those steps and effectively leading your Bible study group.

### 1. You know your role.

Ultimately, the Holy Spirit facilitates every bit of growth and learning that takes place. You're simply the conduit He uses to get that growing out in the open. Let that truth take a load off!

### 2. You approach each group meeting differently.

There's a learning curve to figuring out what works and what doesn't with each group; good leaders embrace it and are flexible.

### 3. You encourage but never demand.

Group members tend to stop showing up when they get behind on homework, typically somewhere around week 3. Your approach can do a lot toward maintaining strong attendance and helping women stick to it. Asking, "What do you think?" instead of "What did you write?" is a good place to start.

### 4. You trust the group.

Encourage members to highlight meaningful truths from their homework and be prepared to share them. Then let their thoughts and questions help facilitate discussion.

### 5. You ask your own questions.

Each Bible study is simply a source of ideas. As you study, jot down your own thoughts and questions. Then use those as you lead the group.

### 6. You ask questions that prompt discussion.

Should you ask open-ended questions? Yes.

### 7. You ask yourself the questions you plan to ask the group.

If you find a question awkward or difficult to answer, they probably will, too.



**8. You look to explore what people are learning more than what they already know.**

Here's what makes people feel like they don't belong—when they come into the group and everyone seems to know all the answers. Everyone doesn't know all the answers, but the discussion sometimes makes it seem that way. To some extent, we should all struggle with the truth every time we study the Scriptures. The direction of the questions you ask can help with that.

**9. You embrace silence.**

Sometimes people need to let a question marinate a bit before they answer. Resist the urge to rush the process. Rather than answering it yourself or jumping to another question, don't be afraid to embrace a moment or two of silence.

**10. You invest in people.**

A Bible study is about more than the words on a page. As long as you are loving and encouraging the women in your group in their study of God's Word, you're doing it right.

**11. You're authentic.**

Don't ask any question of your group you're not willing to answer yourself. In fact, you should be ready to answer them on occasion when you need to get the discussion started.

**12. You pray boldly and pray big.**

Author Beth Moore says, "We don't just study the Scriptures to build up Bible knowledge. We get to know the Scriptures to be equipped to do what He's called us to do." No matter what author you are studying with, pray it happens in your group. Pray it happens in you.